

Quick Start Guide - CB-Advanced Soy


CB-Advanced Soy




1. WICK a candle-approved jar.




2. MELT CB-Advanced Soy to at least 155° F (68.3°C).



3. Use CB-Advanced Soy COMPATIBLE fragrances and dyes.



4. Generally POUR at 140°F (60°C).



5. COOL ideally at 68-75°F (20-23.9°C), spaced 1/2 inch apart.



**Please refer to the full product instructions available at www.ngiwx.com